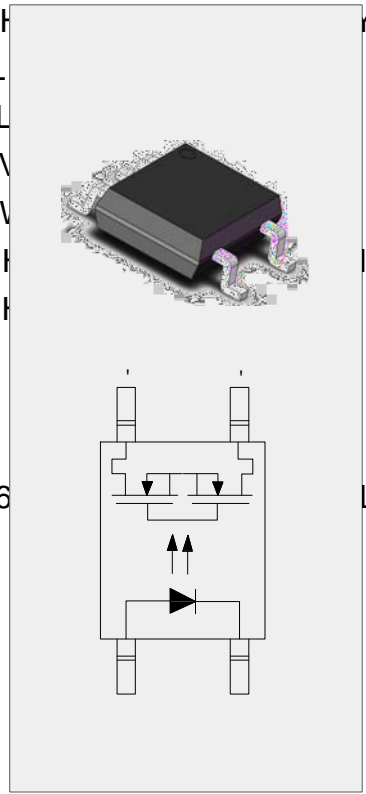




DESCRIPTION:

7KH SURGXFVW DUH SLQ RSWLFDO QH
\$O*D\$V LQIUUDHG HQ\$XWV LQVUDGHRGSHWL
KLJK YROWDJH RXWXLXWLGHDV B DV RW LFL
7KH GHWHFWRU FRQVLVWV RI D KLJK V
DQG GULYHU FLUFXLWUH ZLGH SURGXG
DQG WHVWLQJ HTXLSLGHQDVWHBXSULHW
LQG XVULDOPDFKLQHU\ DQG HTXLSPH



MAIN FEATURES

- +LJK LVRODWLURFQV
6LQJOH &KDQQHO 1RUPDOO\ &ORVHG 6
2SHUDWLQJ WHPSHUDWXUH WR f&
5(\$&+ 5R+6 FRPSOLDQFH
+%0 + \$ 00 0 &'0 &
&4& DSSURYHG
9'(DSSURYHG
8/ DSSURYHG

ABSOLUTE MAXIMUM RATINGS 7HP SHUDWXUH f&

Table with 4 columns: Parameter, Symbol, Value, Unit. It lists various electrical and thermal ratings for the component.

NOTE1 í ì ì ... • %oíµ ò, ì Ù ÖE < µ v Ç

Characteristics Curves

FIG.1: $I_{CQ} \sim V_{CE}$ & $I_{CQ} \sim V_{CE}$ (at $V_{CE} = 5V$)

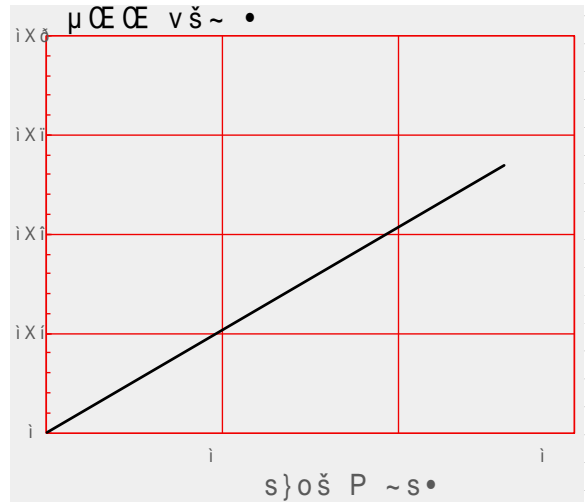
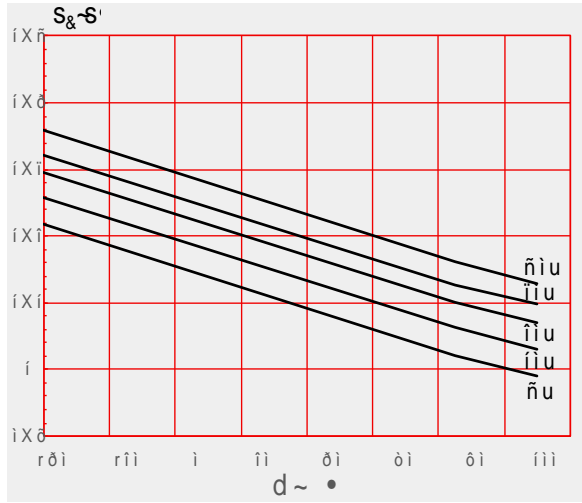


FIG.2: $I_{CQ} \sim V_{CE}$ (at $V_{CE} = 5V$)

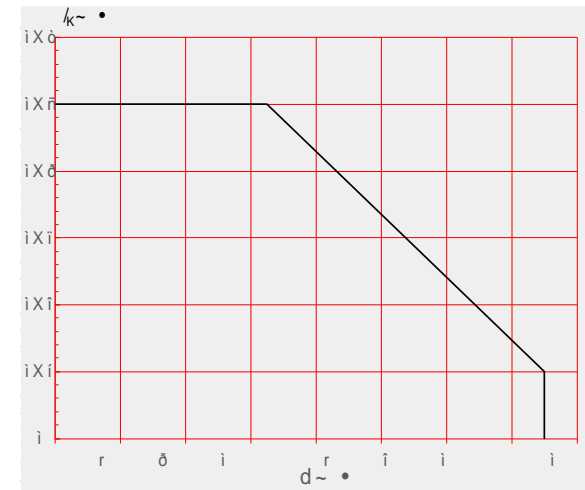
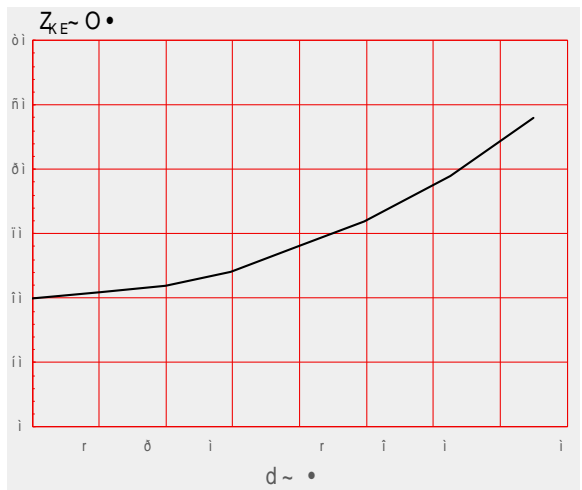


FIG.3: $I_{CQ} \sim V_{CE}$ (at $V_{CE} = 5V$)

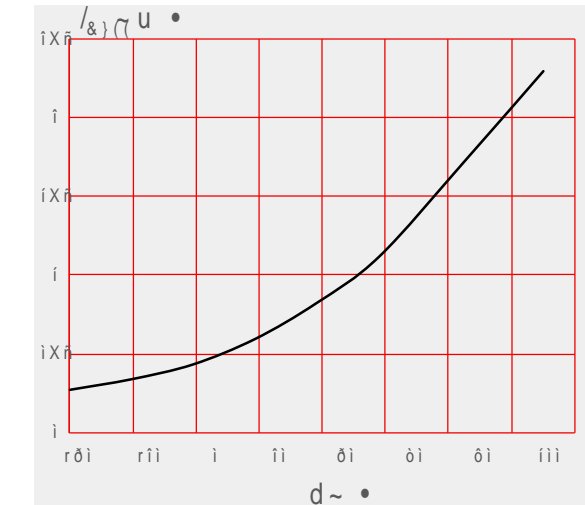
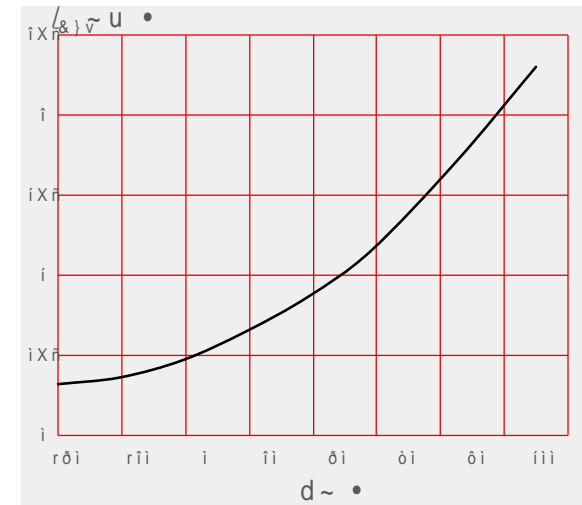


FIG.7: 7XUQ 2Q 7LPH YV \$PELHQW 7HPSHUDWXUH 7HPSHUDWXUH 7LPH YV \$PELHQW 7HPSHUDWXUH

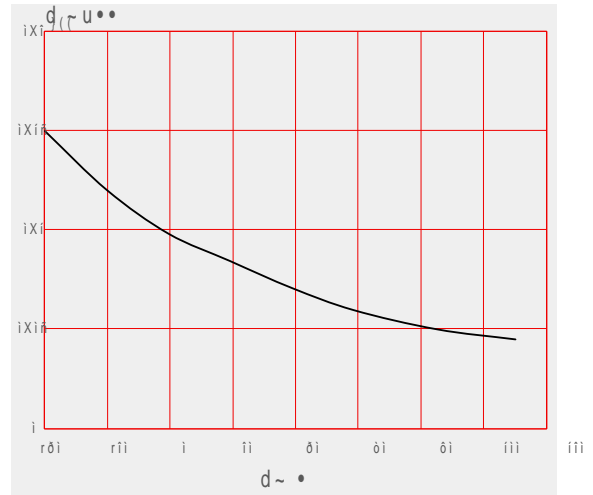
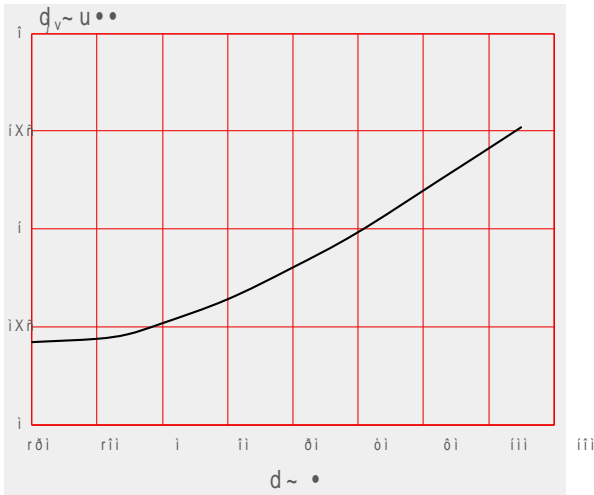


FIG.9: 7XUQ 2Q 7LPH YV /(')RUZDUG FIG.10: 7XUQ 2II 7LPH YV /(')RUZDUG & XUHHQW

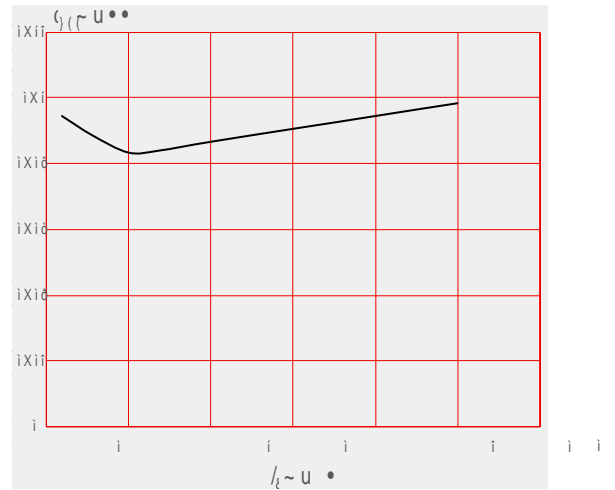
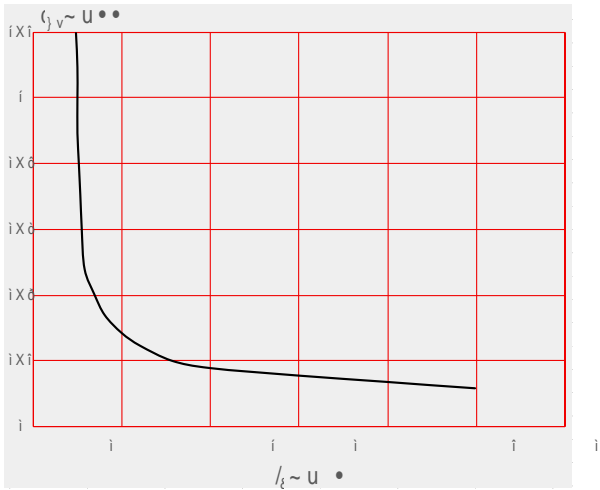
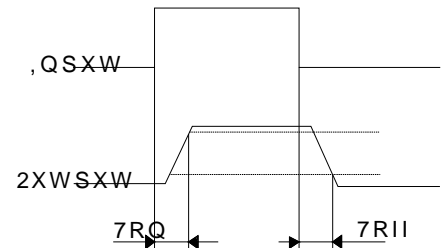
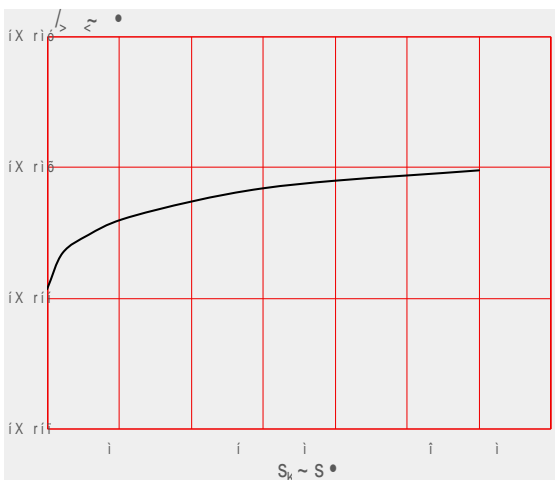
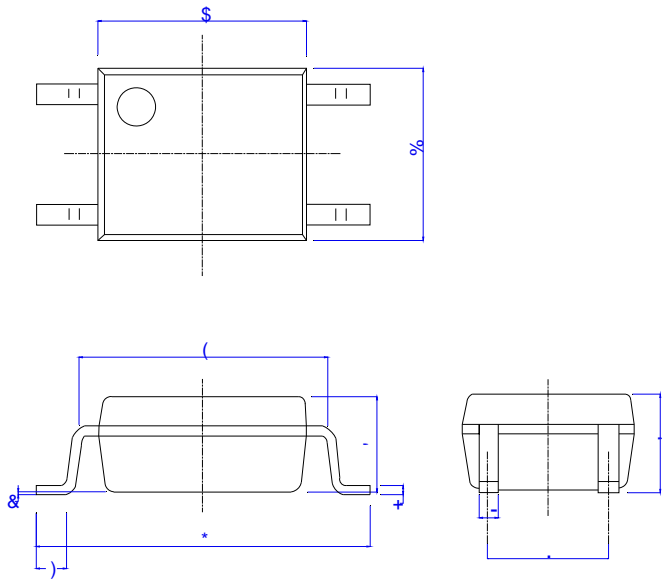


FIG.11: 2II 6WDWH /H DQDW HY & XURDG 9 FIG.12: Turn on/Turn off time

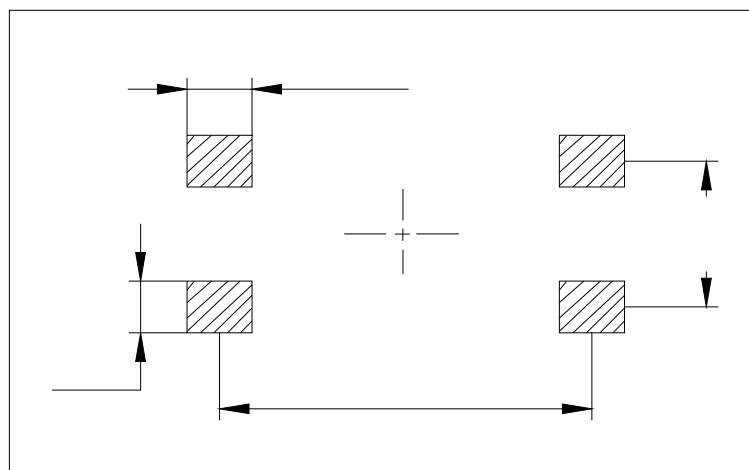


Package Dimension (Unit: mm)



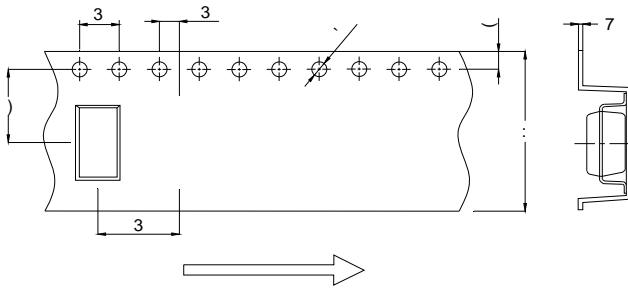
5HI	'LPHQVLRQV				
	0LOOLPHWHUV			,QFKHV	
	0LQ	7\S	0D[0LQ 7\S	0D[
\$					
%					
&					
'					
(
)					
*					
+					
,					
-					
.					

RECOMMENDED SOLDER MASK (Dimensions in mm unless otherwise stated)



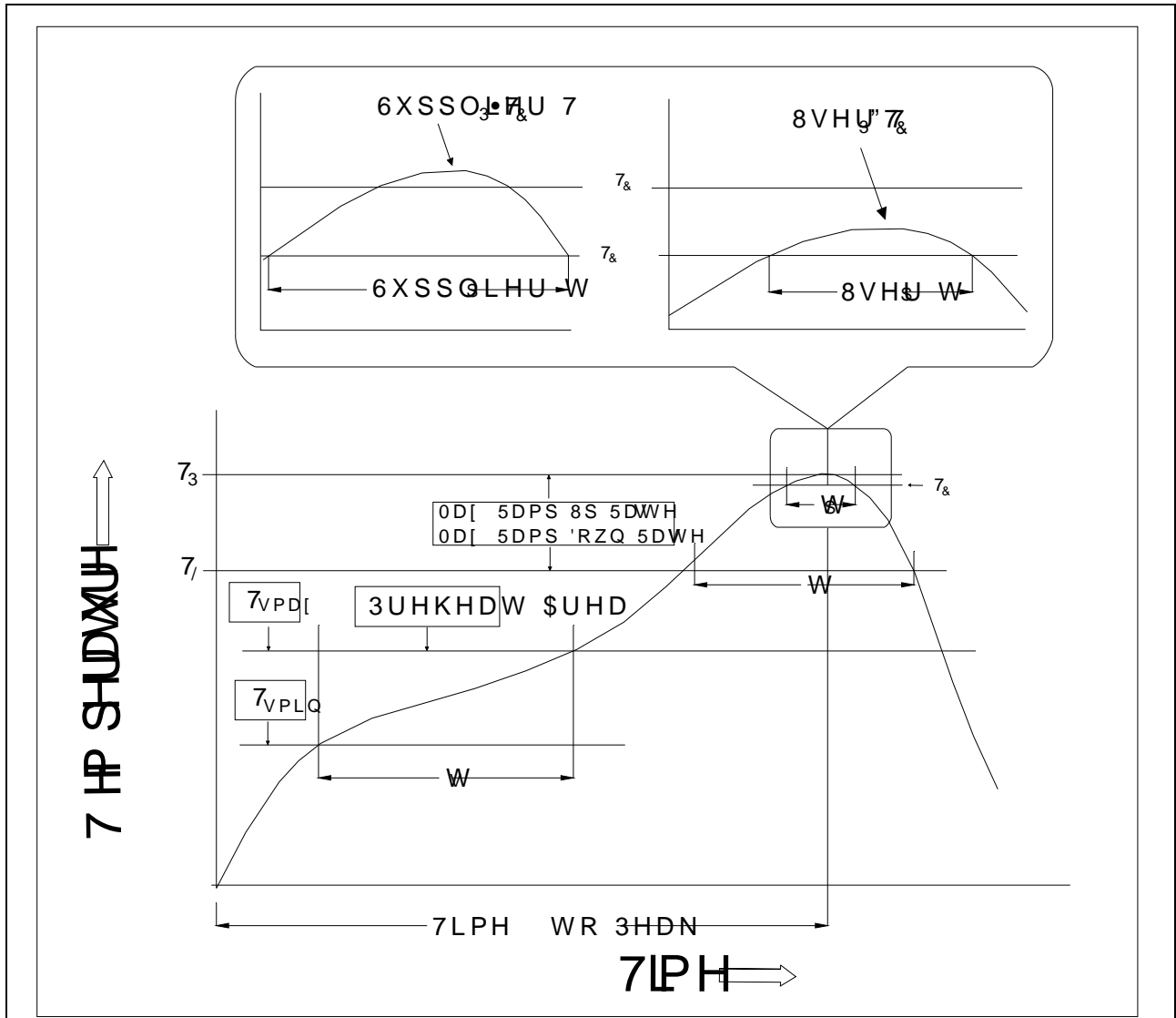
CARRIER TAPE SPECIFICATIONS (Dimensions in mm unless otherwise stated)

Option None



5 HI	'LPHQVLRQV					
	0LOOLPHWHUV			,QFKHV		
	0LQ	7\S	0D[0LQ	7\S	0D[
'						
3						
3						
3						
(
)						
7						
:						

REFLOW INFORMATION



Profile Feature	Sn-Pb Assembly Profile	Pb-Free Assembly Profile
7HP SHUDWXUH 0LQ	7VPLQ	
7HP SHUDWXUH 0D[7VPD[
7LPH WV IURP 7VPLQ WR 7VPD[VHFRQGV
5DPS XS 5DWH W/ WR W	VHFRQG PD[VHFRQG PD[
/LTXLGXV 7HP SHUDWXUH 7/		
7LPH W/ 0DLQWDLQH \$ERYH 7/		VHFRQGV
3HDN %RG\ 3DFNDJH	7HP SHUDWXUH	
7LPH W3 ZLWKLQ		VHFRQGV
5DPS GRZQ 5DWH	73 WR VHFRQG PD[VHFRQG PD[

7LPH

1RWH

5HIORZ VROGHULQJ LV UHFRPPHQGHG/ DWRZKH QHPSHWDWWDQW DQW DQW
\$YRLG GLUHFV FRQVHDVSRPHQZDQWWRUDFRU H[FHHGLQJ LWV PD
VWRUDJH WHPSHUDWXUH

\$SSOLFDWLRQ RKHUSRYXENRQLVLSOHGDDWHG WHPSHUDWXUHV ,QV
VFHQDULRV DQHPSVOLGRWRHFFHHG 1

(QVXUH WKH FRPSRQHQW KDV FRROHG SURPHQWZLXRSWHUDXHQ
PDQXIDFWXULQJ VWHSV

7KH FRPSRQHQW KDV BQKHODUZKHQVWDQGHGKFRGLWLRQV


5HFRPPHQG VWRUDJH 7HPS a f&

5HFRPPHQG VWRUDJH KXPLGLW\

06/ OHYHO 06/

,QIRUPDWLRQ IXUQXPHQW/ LQ WKOLHGRHG WR EH DFFXUDWH D
-LDQJVVX -LH-LH 0LRRHOWHG WDVROLFFVQLRVUHRUSRQHLERQVHT
RI XVH ZLWKRXW FRQVLGHUDWLRQ IRG MWFKQIRUPDWLRQ
LQ WKLV GRFXPHQW LQJYXZLWHFRXWRQRWLFH DSDUW IURP V
VLJQH G -LDQJVVXOLHVLZLFRKPKH DJUHHPHQW

3URGXFWV DQG LQIRUPDWLRQ SURYLGHG LQ HQWVHG RSDXPH
-LDQJVVX -LH-LH DVVXPHLOQR\URVSRQVLQIULQJHPPHQW RI RW
ZKLFK PD\ UHVXOW IURP WKH XVH RI VXLW SURFXPHQW DQGS HL
DQG UHSODFHV DOO LQIRUPDWLRQ SUHYLRXVO\ VXSSOLHG

 LV D UHJLVWHUHGDQJJDGHLPHUN RLF-URHOWHG WURQLFV & R
&RS\ULJKW -LDQJVVX -LH-LH QLV &RHOWHFGVSRQHLGLJKWV UHVH